

# Make A Plastic Bottle Snowman







# Plastic Bottle Snowman Directions

**Materials:** Plastic bottle, red paper strip, orange nose paper, black hat paper, two large black paper circles, several small black paper circles, one brown pipe cleaner, three large sequins, several cotton balls, scissors, tape, glue


## Directions:

1. Take the cotton balls and pull them apart into small strands, place the strands one at a time into the bottle to give it a fluffy snow look.
2. Using the brown pipe cleaner, make the twig arms. If you would like a couple fingers for the arms, cut off two - one inch pieces from the pipe cleaner. Twist each around an end of longer piece that is left to create 3 fingers on each.
3. Make sure sticky glue side of bottle is to back for next steps.
4. To attach arm to bottle, place some glue in second groove from the top of bottle, on the sticky back side. Only use glue on one half of bottle. Bend pipe cleaner around bottle and into the glue. To hold in place better, use a small piece of tape on each side where glue ends. Bend the arms away from the bottle to create the arm shape. Set aside to dry for a moment.



Over →

5. Cut out the black hat shape, orange nose shape, and if you like, some strips on each end of the red strip for the scarf tassels.



6. Wrap the red scarf around the bottle, above the arms. Place a dab of glue on the bottle in the center of the arms and fold one side of the scarf onto the glue. Place a dab of glue on the



same area of that scarf and fold the other side down onto it. Hold for a moment to keep in place.



7. Glue black coal eyes, orange carrot nose, and black coal mouth pieces to the top portion of the bottle. For the carrot nose, only use glue on the larger end so the nose sticks out from the bottle.



8. Glue the sequins onto the bottom area of the bottle for buttons.



9. Glue the hat onto the lid at the top of the bottle.



10. Give your winter snowman a name and place on a table in your home to decorate for Cabin Fever or the winter snowy season!