

Make a Glittering Sun







Glittering Sun Directions

Materials: yellow construction paper, gold sequins, popsicle sticks, glue, scissors

Directions:

1. Color each popsicle stick yellow using a yellow marker.
2. Cut 2 circles out of the yellow paper.
3. Glue the popsicle sticks to one circle. Center them and leave equal amounts of popsicle stick showing.
4. Glue the second circle on top of the visible popsicle sticks, covering the center point.
5. Glue five sequins to each popsicle stick.
6. You're sun is ready to shine!



PLEASE LEAVE DIRECTIONS ON TABLE ~ THANKS, WH NATURE CENTER

