

# Make A



# Buggy Paper Crown





# Crown Directions




**Materials:** coloring sheets, brown paper strip, coloring pencils/crayons, glue, stapler, and scissors

## Directions:


1. Color your bugs and leaves, or flowers and butterflies.

2. Cut out colored pictures

3. Mark on the brown paper strip how long you need it to be to fit your head








4. Glue or tape decorations to brown headband and let dry

5. Tape, glue, or staple the ends of your crown together



6. Wear your crown and become a bug king or queen

