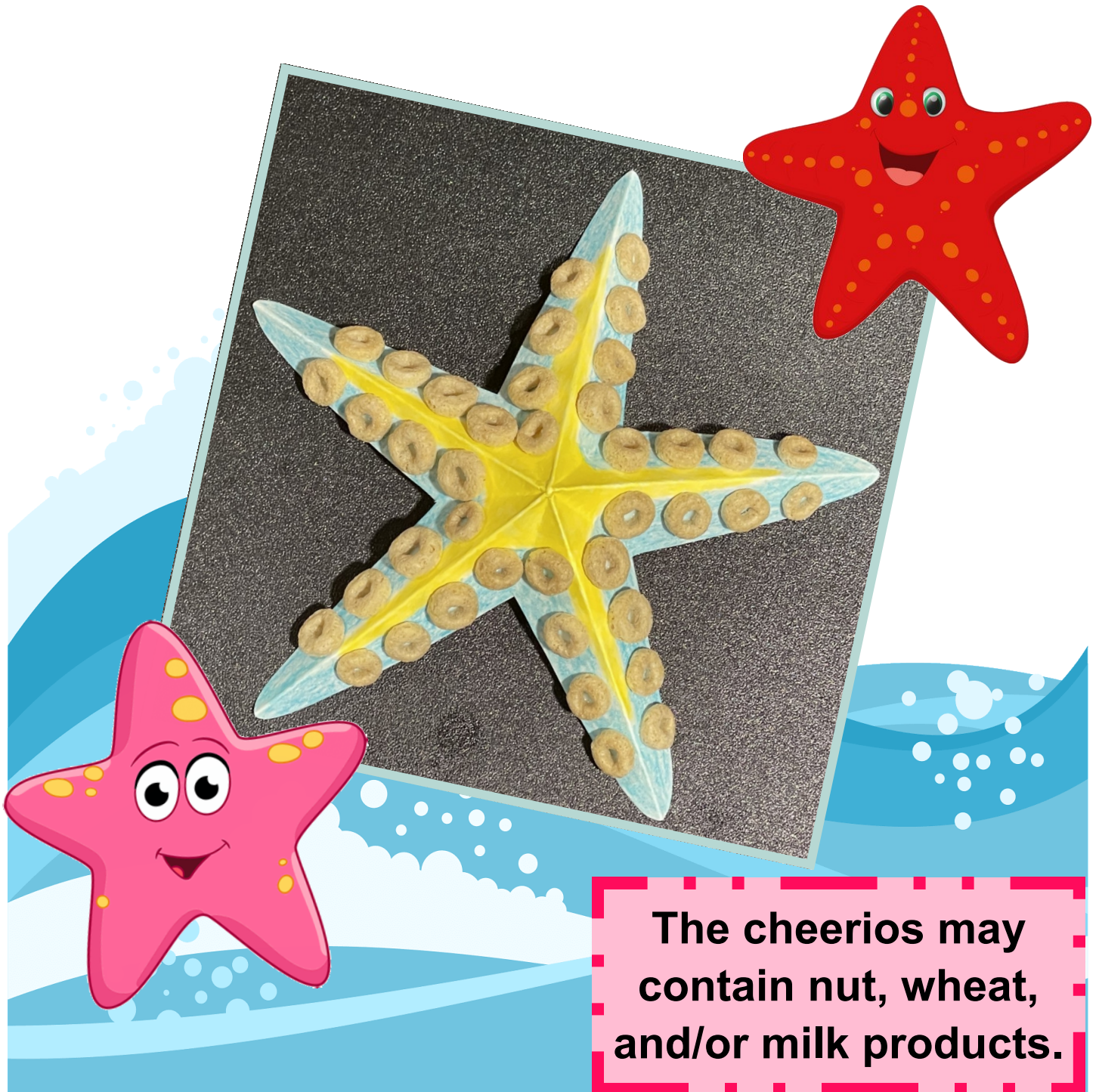


Make A Cheerio Sea Star



The cheerios may contain nut, wheat, and/or milk products.


Cheerio Sea Star Directions

Materials: Paper, star template, cheerios, scissors, colored pencils, and glue

Please Do NOT eat the cheerios!!! They are expired. Cheerios may contain nut, wheat, and/or milk products.



Directions:

1. Use the template to draw the star shape onto paper. Cut your star from the paper.



2. Add some color! Color and design your sea star.

3. Using the pictures as a guide, fold sea star legs.



4. Slightly flatten sea star. Add glue to the star and put the cheerios on the glue.



5. Your done! Don't forget to come up with a name for your new sea star species.



