




# Alligator Visor Directions

## Directions:

1. Color the gator. Leave teeth white.
2. Cut pattern out.



3. Fold the visor along the dotted lines. Fold the teeth downward and the top of head forward.




4. Staple gator to headband near bottom of cheeks.

Staple one end to one side and wrap around head to get a good fit before stapling other side.

5. Bend one end of pipe cleaner about one-inch.

6. Tape the one-inch end to the top of gator head at center of crease. The rest of the pipe cleaner should be under the nose of the gator.



7. Tape the long end of pipe cleaner to the bottom of the nose.

8. Wear your gator visor with pride!

